


TECHNICAL DATA SHEET

Ultra Drive 3D™
Three-Dimensional Driveway Grid



UPDATE

Make sure you have an up-to-date technical data sheet by referencing our website: SRWProducts.com

DESCRIPTION

SRW Ultra Drive 3D™ is a revolutionary new approach to driveway design and installation that will save you time and maximize crew efficiency. Using the same design theories and science found in highway construction, Ultra Drive 3D™ is a specially designed geogrid that is tested and proven to reduce the amount of aggregate base required by up to 50% in residential driveway applications. This high-performance Polypropylene three-dimensional grid will not degrade or break down after installation, giving your driveway the foundation, it needs to stand the test of time. Ultra Drive 3D™ is available in two convenient roll sizes to accommodate most standard driveways with minimal waste.

PHYSICAL PROPERTIES

Material Type	Extruded Polypropylene	
Product Appearance	Black 3-Dimensional Plastic Geogrid	
Grid Opening Shape	Rectangular	
Grid Opening Size (MD / XMD)	1.3"	1.3"
Rib Thickness (MD / XMD)	0.14"	0.08"
Radial Stiffness @ .5%	22,000 lb/ft	
Overall Flexural Rigidity	2,100,000 mg-cm	
Coefficient of Friction Soil	1.25	
Resistance to Installation Damage (% Strength Retained)	Clayey Soil (SC)	100%
	Well Graded Sand (SW)	100%
	Crushed Stone/Poor Gravel (GP)	100%
Resistance to Long Term Degradation	100%	
Resistance to UV Degradation	100%	
Declared Service Life	100 Years	

APPLICATIONS

- Driveways / Driveway Easements
- Paved Parking Areas (Residential)
- Parking Lots (Commercial)
- Private Roads
- Unpaved Access Roads
- Works with any paving surface: Concrete, Asphalt, Pavers, etc.

BENEFITS





Proven Technology: Geogrid has been a vital component of road and highway construction since the mid 80's. The introduction of geogrids allowed high quality roads and highways to be built on otherwise unworkable soils by mechanically fortifying the foundation of a project. Geogrids also have a key advantage in driveways in that it dramatically reduces the thickness of the aggregate base layer needed to provide support for the paving materials. Why wouldn't you install the same technologies in your driveway that they use to construct the countries highway system?

Less Base = More Profits: Contractors are all about efficiency, and more work done per day means higher profits. By using geogrid specifically designed for driveways and vehicular paved surfaces, the crew can install the same solid foundation as a traditional base in less time; all without sacrificing long term performance or peace of mind!

Conquer Low Quality Soils: The contractor can't always control the soil quality at a jobsite, Ultra Drive 3D™ allows the installer to expand their service offerings and build on native soils that had previously been deemed unworkable. Instead of hauling in up to 30 inches of base material to stabilize an area with CBR ratings as low as .5%, Ultra Drive 3D™ offers the same level of sub-base support with as little as 15" of aggregate base.

HOW MUCH BASE DO I NEED?

To properly plan the amount of base aggregate needed under a vehicular project, a soil analysis should be completed to determine the CBR% (California Bearing Ratio) of the native soils the project will be constructed on. Below is a general reference that can be used to help identify the quality of the native soils at a jobsite.

CBR % REFERENCE CHART		
Visual Subgrade Condition		CBR % Equivalent
200 lb Person leaves 3" Footprint	 3"	0.5%
200 lb Person leaves 1" Footprint	 1"	1.5%
Pickup Truck leaves 1" Ruts	 1" RUTS	2.0%
Pickup Truck leaves Tire Tracks, but no Ruts	 NO RUTS	3.5%

SRW Products

800-752-9326

32005 126th St.

PO Box 70

Princeton, MN 55371

SRWProducts.com

Revised: 11-27-2019

Ultra Drive 3D™ Technical Data Sheet

Page 2 of 4

Pro-Tip: If you know the approximate CBR% of the jobsite, use the chart below to estimate the base material needed using SRW Ultra Drive 3D™

Base Thickness Recommendations <i>Traditional Base Install vs. Ultra Drive 3D™ Install</i>			Base Required (Traditional Install, NO grid)		Base Required (with Ultra Drive 3D™)	
<u>Soil Description</u>	<u>Soil Quality</u>	<u>Approx. CBR</u>	<u>Inches</u>	<u>Millimeters</u>	<u>Inches</u>	<u>Millimeters</u>
HEAVY ORGANIC (PEAT) / SATURATED SOILS	VERY POOR	0.5	29.8	756.9	14.9	378.5
↓		1.0	20.4	518.2	10.7	271.8
BLACK COTTON SOILS / HEAVY CLAY		1.5	17.4	442.0	9.7	246.4
↓		2.0	14.6	370.8	8.8	223.5
SILTS / SILTY CLAY		2.5	13.3	337.8	8.3	210.8
↓		3.0	11.8	299.7	7.7	195.6
SANDY CLAY / POORLY GRADED SAND		3.5	11.0	279.4	7.3	185.4
↓		4.0	10.1	256.5	6.8	172.7
COARSE SANDS / SANDY GRAVEL	FAIR	4.5	9.5	241.3	6.5	165.1

ALWAYS install Ultra Drive 3D™ grid on a 1" thick layer of Base Aggregate. The recommendations above are Total Base Thickness, including the 1" layer.

INSTALLATION INSTRUCTIONS:

1. EXCAVATION

Total excavation depth will be determined by several factors including paved surface thickness, bedding sand layer (paver applications), total aggregate base thickness. Simply add all of the various elements to reach the total excavation depth.

- A. Excavate the area of the paved surface down to the desired depth.
- B. Take care to properly slope and grade the native soil while excavating to achieve intended water drainage.

2. PREPARATION

- C. Compact the excavated area using a plate tamper or a ride on drum roller. Additional compaction can be achieved if using a ride-on drum roller with a vibrating front drum. Hydrate the area if necessary, to achieve maximum compaction.
- D. Using SRW SS5 Woven Separation Fabric, roll out the geotextile over the entire area of the project overlapping 18"-24" at the seams. Allow for excess material (12") on each side of the final paved surface. Pull the fabric taught and secure using staples.

Product Tip:

Installing a separation fabric is critical to the longevity of a proper sub-base system. Separation fabric prevents the migration of material between the Aggregate base and the native soil, which can directly lead to premature failure of the base support under any paved surface.

SRW Products

800-752-9326

32005 126th St.

PO Box 70

Princeton, MN 55371

SRWProducts.com

Revised: 11-27-2019

Ultra Drive 3D™ Technical Data Sheet

Page 3 of 4

E. Spread out the desired aggregate base material to a depth of 1", taking great caution not to drive equipment directly on the SS5 fabric.

3. INSTALLATION

F. Unroll the Ultra Drive 3D™ in the same direction as the driveway/direction of traffic (start at the garage/apron and unroll to the street). Overlap the Ultra Drive 3D™ grid 18" at seams.

G. Pull the grid taught, and secure with staples if necessary to keep it flat.

H. Spread out a 2" layer of base material over the Ultra Drive 3D™, again taking great caution not to drive equipment on the grid.

I. Compact the base material using a plate compactor or ride-on drum roller. Compact multiple times, in opposing directions, until the base material is as compacted as possible.

Repeat steps "H" and "I" until full base thickness is achieved. Make certain the base is compacted every 2" lift in order to ensure complete interlock with the grid.

J. Install paved surface according to manufacturer recommendations.

SHIPPING

Land and sea NOT REGULATED

PACKAGING

Ultra Drive 3D™ *Three-Dimensional Driveway Grid*

PART #	SIZE	SQ YDS/ROLL	QUANTITY
GSRW UD3D 125150	12.5'x150'	208.33	1
GSRW UD3D 65150	6.5'x150'	108.33	12/PLT

SRW PRODUCTS® GUARANTEE

When properly used as intended, should one of our products not perform to your expectations, SRW Products will replace the defective product with the same or similar item. Monetary refunds are not available for products or additional expenses incurred with the use or application of this product; including, but not limited to, labor for installation and other materials or costs. SRW Products will not replace products which have been misused or abused. To make a defective product claim, send the entire product purchased, a legible copy of your dated sales receipt, photo of defective product or area, and a letter detailing the nature of the problem to:

SRW Products

Attn: Customer Service

PO Box 70

Princeton, MN 55371

Please include your full name, mailing address, and phone number. This guarantee expires five years from the product purchase date.

We take pride in selling solid solutions for better hardscapes. If you have suggestions or comments, please email us at SRW@SRWProducts.com.

SRW Products
800-752-9326

32005 126th St.
PO Box 70
Princeton, MN 55371

SRWProducts.com

Revised: 11-27-2019

Ultra Drive 3D™ Technical Data Sheet

Page 4 of 4