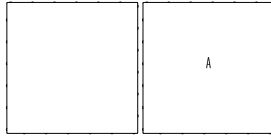




INDUSTRIA SLAB

DESCRIPTION: Slab **TEXTURE:** HD² Smooth , HD² Granitex or HD² Polished

PALLET OVERVIEW



EXPANDING DESIGN HORIZONS WITH LIVEABLE ROOFTOPS.

COOL ROOF

High Solar Reflectivity

LENGTHENS ROOF LIFE SPAN

Protects the waterproofing membrane from UV rays and accidental perforations.

EASY ACCESS FOR MAINTENANCE

When installed on pedestals, INDUSTRIA slab can be moved for roof system maintenance.

NOTES

See page 31 to 34 for more technical information.

See page 28 for more information about applications.

HD² Polished and HD² Granitex is made-to-order, minimum order of 500 sq. ft. Deposit required.

Allowable load Capacity of slab on pedestal set (including a safety factor of 2): 1441 lb (653 kg)

Specifications per pallet		Imperial	Metric
Smooth and Granitex	Cubing	54.25 ft²	5.04 m ²
	Approx. Weight	1 567 lbs	711 kg
	Number of rows	7	
	Coverage per row	7.75 ft ²	0.72 m ²
	Linear coverage per row	3.94 lin. ft	1.20 lin. m


	Unit dimensions		in	mm	Units/pallet
	Height	2 3/8	60	14 units	
	Width	23 5/8	600		
	Length	23 5/8	600		

Specifications per pallet		Imperial	Metric
Polished	Cubing	54.25 ft²	5.04 m ²
	Approx. Weight	1 555 lbs	705 kg
	Number of rows	7	
	Coverage per row	7.75 ft ²	0.72 m ²
Linear coverage per row	3.94 lin. ft	1.20 lin. m	


	Unit dimensions		in	mm	Units/pallet
	Height	2 5/16	58	14 units	
	Width	23 5/8	600		
	Length	23 5/8	600		

Chestnut Brown Beige Cream Greyed Nickel Shale Grey Onyx Black


HD² Polished




HD² Smooth



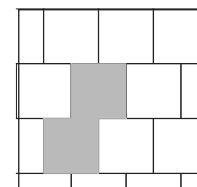
HD² Granitex



29 | Linear pattern



30 | Linear pattern




Patterns are for design inspiration only. The installer is responsible to calculate & purchase the correct amount of material.



INDUSTRIA 150 SERIES

DESCRIPTION: Paver **TEXTURE:** HD² Smooth or HD² Granitex

PALLET OVERVIEW - 150x150



Specifications per pallet		Imperial	Metric
150x150	Cubing	71.20 ft²	6.62 m ²
	Approx. Weight	3 357 lbs	1 523 kg
	Number of rows	7	
	Coverage per row	10.17 ft ²	0.95 m ²
	Linear coverage per row	20.67 lin. ft	6.30 lin. m



Unit dimensions	in	mm	Units/pallet
Height	3 15/16	100	294 units
Width	5 7/8	150	
Length	5 7/8	150	

NOTES


See page 60 to 62 for more technical information.

See page 29 for more information about applications.

All 150 Series items are on order only.
Minimum order required: 2,000 sq. ft.
Deposit required


01 | Linear pattern

100% - 150x150



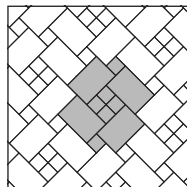
02 | Linear pattern

100% - 150x150




24 | Modular pattern

80% - 450x300 | 20% - 150x150





Patterns are for design inspiration only. The installer is responsible to calculate & purchase the correct amount of material.

Chestnut Brown HD² Smooth Beige Cream HD² Smooth Greyed Nickel HD² Smooth Shale Grey HD² Smooth Onyx Black HD² Smooth



Chestnut Brown HD² Granitex Beige Cream HD² Granitex Greyed Nickel HD² Granitex Shale Grey HD² Granitex Onyx Black HD² Granitex







INDUSTRIA 200 SERIES

DESCRIPTION: Paver **TEXTURE:** HD² Smooth or HD² Granitex

PALLET OVERVIEW - 200x200



PALLET OVERVIEW - 200x400



NOTES

See page 60 to 62 for more technical information.

See page 29 for more information about applications.

All 200 Series items are on order only.
Minimum order required: 2,000 sq. ft.
Deposit required

Specifications per pallet		Imperial	Metric
200x200	Cubing	60.28 ft²	5.60 m ²
	Approx. Weight	2 863 lbs	1 299 kg
	Number of rows	7	
	Coverage per row	8.61 ft ²	0.80 m ²
	Linear coverage per row	13.12 lin. ft	4 lin. m

Unit dimensions		in	mm	Units/pallet
	Height	3 15/16	100	140 units
	Width	7 7/8	200	
	Length	7 7/8	200	


Specifications per pallet		Imperial	Metric
200x400	Cubing	60.28 ft²	5.60 m ²
	Approx. Weight	2 862 lbs	1 298 kg
	Number of rows	7	
	Coverage per row	8.61 ft ²	0.80 m ²
	Linear coverage per row	Depth 6.56 lin. ft Length 13.12 lin. ft	2 lin. m 4 lin. m

Unit dimensions		in	mm	Units/pallet
	Height	3 15/16	100	70 units
	Width	7 7/8	200	
	Length	15 3/4	400	




03 | Linear pattern

100% - 200x200



04 | Linear pattern

100% - 200x400



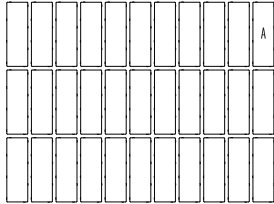
Patterns are for design inspiration only. The installer is responsible to calculate & purchase the correct amount of material.




INDUSTRIA 300 SERIES

DESCRIPTION: Paver **TEXTURE:** HD² Smooth or HD² Granitex

PALLET OVERVIEW - 300x100



PALLET OVERVIEW - 300x150



NOTES

See page 60 to 62 for more technical information.

See page 29 for more information about applications.

HD² Polished and HD² Granitex is made-to-order, minimum order of 500 sq. ft. Deposit required. HD² Smooth is in stock with shorter lead times.

Specifications per pallet		Imperial	Metric
300x100	Cubing	74.59 ft²	6.93 m ²
	Approx. Weight	3 412 lbs	1 548 kg
	Number of rows	7	
	Coverage per row	10.66 ft ²	0.99 m ²
	Linear coverage per row	Depth 32.48 lin. ft Length 10.83 lin. ft	9.90 lin. m 3.30 lin. m

Unit dimensions		in	mm	Units/pallet
	Height	3 15/16	100	231 units
	Width	11 13/16	300	
	Length	3 15/16	100	

Specifications per pallet		Imperial	Metric
300x150	Cubing	71.20 ft²	6.62 m ²
	Approx. Weight	3 288 lbs	1 491 kg
	Number of rows	7	
	Coverage per row	10.17 ft ² /row	0.95 m ²
	Linear coverage per row	Depth 20.67 lin. ft Length 10.33 lin. ft	6.30 lin. m 3.15 lin. m

Unit dimensions		in	mm	Units/pallet
	Height	3 15/16	100	147 units
	Width	11 13/16	300	
	Length	5 7/8	150	

- Chestnut Brown


HD² Smooth
HD² Granitex
- Beige Cream

HD² Smooth
HD² Granitex
- Greyed Nickel

HD² Smooth
HD² Granitex
- Shale Grey

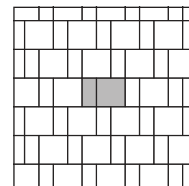
HD² Smooth
HD² Granitex
- Onyx Black

HD² Smooth
HD² Granitex



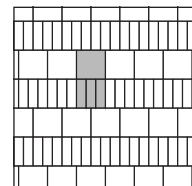
07 | Linear pattern

65% - 300x300 | 35% - 300x150



08 | Linear pattern

50% - 300x100 | 50% - 300x300




Patterns are for design inspiration only. The installer is responsible to calculate & purchase the correct amount of material.



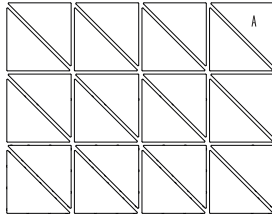
INDUSTRIA 300 SERIES

DESCRIPTION: Paver **TEXTURE:** HD² Smooth or HD² Granitex

PALLET OVERVIEW - 300x300



PALLET OVERVIEW - TRIANGLE



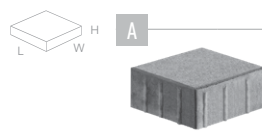
NOTES

See page 60 to 62 for more technical information.

See page 29 for more information about applications.

HD² Polished and HD² Granitex is made-to-order, minimum order of 500 sq. ft. Deposit required. HD² Smooth is in stock with shorter lead times.

Specifications per pallet		Imperial	Metric
300x300	Cubing	81.38 ft²	7.56 m ²
	Approx. Weight	3 725 lbs	1 690 kg
	Number of rows	7	
	Coverage per row	11.63 ft ²	1.08 m ²
	Linear coverage per row	11.81 lin. ft	3.60 lin. m

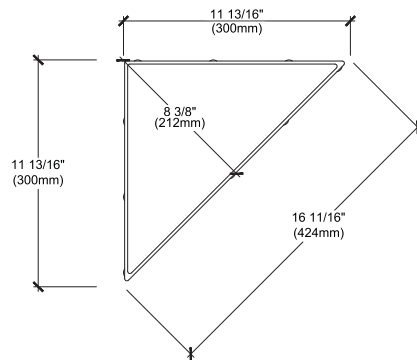


Unit dimensions	in	mm	Units/pallet
Height	3 15/16	100	84 units
Width	11 13/16	300	
Length	11 13/16	300	

Specifications per pallet		Imperial	Metric
TRIANGLE	Cubing	81.38 ft²	7.56 m ²
	Approx. Weight	3 743 lbs	1 698 kg
	Number of rows	7	
	Coverage per row	11.63 ft ²	1.08 m ²
	Linear coverage per row	11.81 lin. ft	3.60 lin. m




Unit dimensions	in	mm	Units/pallet
Height	3 15/16	100	168 units
Width	11 13/16	300	
Length	11 13/16	300	




01 | Linear pattern

100% - 300x300



03 | Linear pattern

100% - 300x300



Patterns are for design inspiration only. The installer is responsible to calculate & purchase the correct amount of material.


Chestnut Brown

HD² Smooth
HD² Granitex




Beige Cream

HD² Smooth
HD² Granitex




Greyed Nickel

HD² Smooth
HD² Granitex




Shale Grey

HD² Smooth
HD² Granitex



Onyx Black

HD² Smooth
HD² Granitex

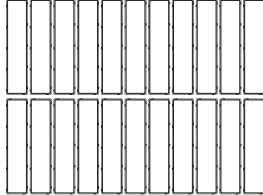




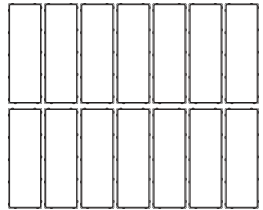
INDUSTRIA 450 SERIES

DESCRIPTION: Paver **TEXTURE:** HD² Smooth or HD² Granitex

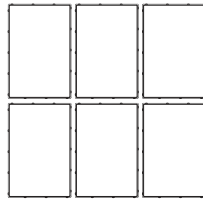
PALLET OVERVIEW - 450X100



PALLET OVERVIEW - 450X150



PALLET OVERVIEW - 450X300



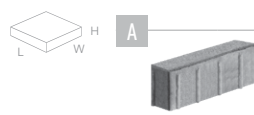
NOTES

See page 60 to 62 for more technical information.

See page 29 for more information about applications.

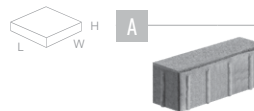
All 450 Series items are on order only.
Minimum order required: 2,000 sq. ft.
Deposit required

Specifications per pallet		Imperial	Metric
450x100	Cubing	74.59 ft²	6.93 m ²
	Approx. Weight	3 516 lbs	1 595 kg
	Number of rows	7	
	Coverage per row	10.66 ft ²	0.99 m ²
Linear coverage per row	Depth	32.48 lin. ft	9.90 lin. m
	Length	7.22 lin. ft	2.20 lin. m



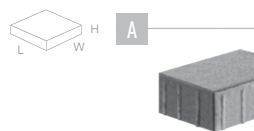
Unit dimensions	in	mm	Units/pallet
Height	3 15/16	100	154 units
Width	3 15/16	100	
Length	17 11/16	450	

Specifications per pallet		Imperial	Metric
450x150	Cubing	71.20 ft²	6.62 m ²
	Approx. Weight	3 357 lbs	1 523 kg
	Number of rows	7	
	Coverage per row	10.17 ft ²	0.95 m ²
Linear coverage per row	Depth	20.67 lin. ft	6.30 lin. m
	Length	6.89 lin. ft	2.10 lin. m



Unit dimensions	in	mm	Units/pallet
Height	3 15/16	100	98 units
Width	5 7/8	150	
Length	17 11/16	450	


Specifications per pallet		Imperial	Metric
450x300	Cubing	61.03 ft²	5.67 m ²
	Approx. Weight	2 883 lbs	1 308 kg
	Number of rows	7	
	Coverage per row	8.72 ft ²	0.81 m ²
Linear coverage per row	Depth	8.86 lin. ft	2.70 lin. m
	Length	5.91 lin. ft	1.80 lin. m



Unit dimensions	in	mm	Units/pallet
Height	3 15/16	100	42 units
Width	11 13/16	300	
Length	17 11/16	450	

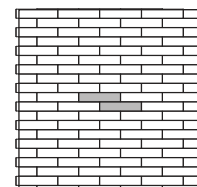
11 | Linear pattern

100% - 450x100



12 | Linear pattern

100% - 450x100



Patterns are for design inspiration only. The installer is responsible to calculate & purchase the correct amount of material.


Chestnut Brown

HD² Smooth
HD² Granitex




Beige Cream

HD² Smooth
HD² Granitex




Greyed Nickel

HD² Smooth
HD² Granitex




Shale Grey

HD² Smooth
HD² Granitex



Onyx Black

HD² Smooth
HD² Granitex

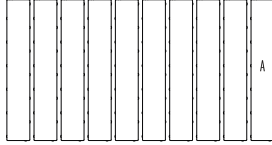




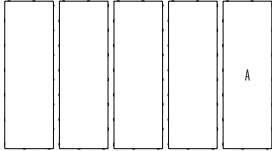
INDUSTRIA 600 SERIES

DESCRIPTION: Paver **TEXTURE:** HD² Smooth or HD² Granitex

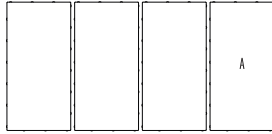
PALLET OVERVIEW - 600x100



PALLET OVERVIEW - 600x200



PALLET OVERVIEW - 600x300



NOTES

See page 60 to 62 for more technical information.

See page 29 for more information about applications.

Industria 600x100, 600x200 and 600x300 are made to order (2,000 sq.ft. min. required). Deposit required.

*For this application, it is recommended that this product be installed on a concrete base as designed by a local Engineer.

Specifications per pallet		Imperial	Metric
600x100	Cubing	45.21 ft²	4.20 m ²
	Approx. Weight	2 112 lbs	958 kg
	Number of rows	7	
	Coverage per row	6.46 ft ²	0.60 m ²
Linear coverage per row	Depth	19.69 lin. ft	6 lin. m
	Length	3.28 lin. ft	1 lin. m

Unit dimensions		in	mm	Units/pallet
	Height	3 15/16	100	70 units
	Width	23 5/8	600	
	Length	3 15/16	100	

Specifications per pallet		Imperial	Metric
600x200	Cubing	45.21 ft²	4.20 m ²
	Approx. Weight	2 146 lbs	973 kg
	Number of rows	7	
	Coverage per row	6.46 ft ²	0.60 m ²
Linear coverage per row	Depth	9.84 lin. ft	3 lin. m
	Length	3.28 lin. ft	1 lin. m

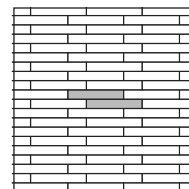
Unit dimensions		in	mm	Units/pallet
	Height	3 15/16	100	35 units
	Width	23 5/8	600	
	Length	7 7/8	200	

Specifications per pallet		Imperial	Metric
600x300	Cubing	54.25 ft²	5.04 m ²
	Approx. Weight	2 567 lbs	1 164 kg
	Number of rows	7	
	Coverage per row	7.75 ft ²	0.72 m ²
Linear coverage per row	Depth	7.87 lin. ft	2.40 lin. m
	Length	3.94 lin. ft	1.20 lin. m

Unit dimensions		in	mm	Units/pallet
	Height	3 15/16	100	28 units
	Width	23 5/8	600	
	Length	11 13/16	300	

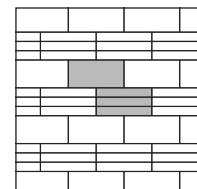
25 | Linear pattern

100% - 600x100



26 | Linear pattern

50% - 600x100 | 50% - 600x300




Chestnut Brown

HD² Smooth
HD² Granitex




Beige Cream

HD² Smooth
HD² Granitex




Greyed Nickel

HD² Smooth
HD² Granitex




Shale Grey

HD² Smooth
HD² Granitex



Onyx Black

HD² Smooth
HD² Granitex

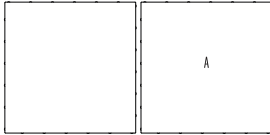




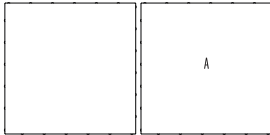
INDUSTRIA 600 SERIES

DESCRIPTION: Paver and Slab **TEXTURE:** HD² Smooth or HD² Granitex

PALLET OVERVIEW - 100x600x600 PAVER



PALLET OVERVIEW - 60x600x600 SLAB



NOTES

100x600x600 PAVER:

See page 60 to 62 for more technical information.

*For this application, it is recommended that this product be installed on a concrete base as designed by a local Engineer.

60x600x600 SLAB:

See page 31 to 34 for more technical information.

See page 29 for more information about applications.

Industria 100x600x600 is made to order (2,000 sq.ft. min. required). Deposit required.

Industria 60x600x600 HD² Granitex and HD² Polished are made to order (500 sq.ft. min. required). Deposit required.

Industria 60x600x600 HD² Smooth is in stock with shorter lead times.


Specifications per pallet		Imperial	Metric
PAVER 100x600x600	Cubing	54.25 ft ²	5.04 m ²
	Approx. Weight	2 556 lbs	1 159 kg
	Number of rows	7	
	Coverage per row	7.75 ft ²	0.72 m ²
	Linear coverage per row	3.94 lin. ft	1.20 lin. m

Unit dimensions	in		mm		Units/pallet
	Height	3 15/16	100	14 units	
	Width	23 5/8	600		
	Length	23 5/8	600		

Specifications per pallet		Imperial	Metric
SLAB 60x600x600	Cubing	54.25 ft ²	5.04 m ²
	Approx. Weight	1 567 lbs	711 kg
	Number of rows	7	
	Coverage per row	7.75 ft ²	0.72 m ²
	Linear coverage per row	3.94 lin. ft	1.20 lin. m

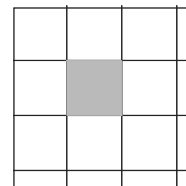
Unit dimensions	in		mm		Units/pallet
	Height	2 3/8	60	14 units	
	Width	23 5/8	600		
	Length	23 5/8	600		

- Chestnut Brown
HD² Smooth
HD² Granitex
- Beige Cream
HD² Smooth
HD² Granitex
- Greyed Nickel
HD² Smooth
HD² Granitex
- Shale Grey
HD² Smooth
HD² Granitex
- Onyx Black
HD² Smooth
HD² Granitex



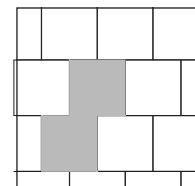
29 | Linear pattern

100% - 600x600



30 | Linear pattern

100% - 600x600



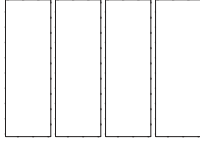
Patterns are for design inspiration only. The installer is responsible to calculate & purchase the correct amount of material.



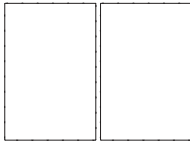
INDUSTRIA 900 SERIES

DESCRIPTION: Paver **TEXTURE:** HD² Smooth or HD² Granitex


PALLET OVERVIEW - 900x300



PALLET OVERVIEW - 900x600



PALLET OVERVIEW - 900x900



NOTES

See page 60 to 62 for more technical information.

See page 29 for more information about applications.

900 Series HD² Polished and HD² Granitex are made-to-order, minimum order of 500 sq. ft. Deposit required. HD² Smooth is in stock with shorter lead times.

*For this application, it is recommended that this product be installed on a concrete base as designed by a local Engineer.

Specifications per pallet		Imperial	Metric
900x300	Cubing	81.38 ft²	7.56 m ²
	Approx. Weight	3 821 lbs *	1 733 kg
	Number of rows	7	
	Coverage per row	11.63 ft ²	1.08 m ²


Unit dimensions	in	mm	Units/pallet
Height	3 15/16	100	28 units
Width	35 7/16	900	
Length	11 13/16	300	

Specifications per pallet		Imperial	Metric
900x600	Cubing	81.38 ft²	7.56 m ²
	Approx. Weight	3 839 lbs	1 741 kg
	Number of rows	7	
	Coverage per row	11.63 ft ²	1.08 m ²

Unit dimensions	in	mm	Units/pallet
Height	3 15/16	100	14 units
Width	35 7/16	900	
Length	23 5/8	600	

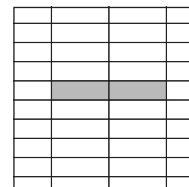
Specifications per pallet		Imperial	Metric
900x900	Cubing	61.00 ft²	5.67 m ²
	Approx. Weight	2 893 lbs	1 312 kg
	Number of rows	7	
	Coverage per row	8.72 ft ²	0.81 m ²

Unit dimensions	in	mm	Units/pallet
Height	3 15/16	100	7 units
Width	35 7/16	900	
Length	35 7/16	900	



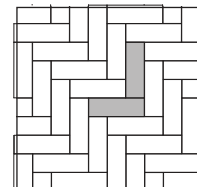
31 | Linear pattern

100% - 900x300



34 | Herringbone pattern

100% - 900x300



Patterns are for design inspiration only. The installer is responsible to calculate & purchase the correct amount of material.