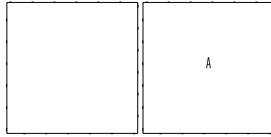




INDUSTRIA SLAB

DESCRIPTION: Slab **TEXTURE:** HD² Smooth , HD² Granitex or HD² Polished

PALLET OVERVIEW



EXPANDING DESIGN HORIZONS WITH LIVEABLE ROOFTOPS.

COOL ROOF

High Solar Reflectivity

LENGTHENS ROOF LIFE SPAN

Protects the waterproofing membrane from UV rays and accidental perforations.

EASY ACCESS FOR MAINTENANCE

When installed on pedestals, INDUSTRIA slab can be moved for roof system maintenance.

NOTES

See page 31 to 34 for more technical information.

See page 28 for more information about applications.

HD² Polished and HD² Granitex is made-to-order, minimum order of 500 sq. ft. Deposit required.

Allowable load Capacity of slab on pedestal set (including a safety factor of 2): 1441 lb (653 kg)

| Specifications per pallet | | Imperial | Metric |
|---------------------------|-------------------------|-----------------------------|---------------------|
| Smooth and Granitex | Cubing | 54.25 ft² | 5.04 m ² |
| | Approx. Weight | 1 567 lbs | 711 kg |
| | Number of rows | 7 | |
| | Coverage per row | 7.75 ft ² | 0.72 m ² |
| | Linear coverage per row | 3.94 lin. ft | 1.20 lin. m |


| | Unit dimensions | | in | mm | Units/pallet |
|--|-----------------|--------|-----|----------|--------------|
| | Height | 2 3/8 | 60 | 14 units | |
| | Width | 23 5/8 | 600 | | |
| | Length | 23 5/8 | 600 | | |

| Specifications per pallet | | Imperial | Metric |
|---------------------------|------------------|-----------------------------|---------------------|
| Polished | Cubing | 54.25 ft² | 5.04 m ² |
| | Approx. Weight | 1 555 lbs | 705 kg |
| | Number of rows | 7 | |
| | Coverage per row | 7.75 ft ² | 0.72 m ² |
| Linear coverage per row | 3.94 lin. ft | 1.20 lin. m | |


| | Unit dimensions | | in | mm | Units/pallet |
|--|-----------------|--------|-----|----------|--------------|
| | Height | 2 5/16 | 58 | 14 units | |
| | Width | 23 5/8 | 600 | | |
| | Length | 23 5/8 | 600 | | |

Chestnut Brown Beige Cream Greyed Nickel Shale Grey Onyx Black


HD² Polished




HD² Smooth



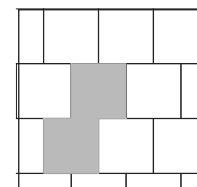
HD² Granitex



29 | Linear pattern



30 | Linear pattern




Patterns are for design inspiration only. The installer is responsible to calculate & purchase the correct amount of material.



INDUSTRIA 150 SERIES

DESCRIPTION: Paver **TEXTURE:** HD² Polished

PALLET OVERVIEW - 150x150



NOTES

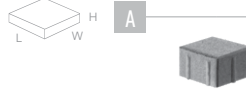
See page 60 to 62 for more technical information.

See page 29 for more information about applications.

All 150 Series items are on order only.
Minimum order required: 2,000 sq. ft.
Deposit required


| Specifications per pallet | | Imperial | Metric |
|---------------------------|-------------------------|-----------------------------|---------------------|
| 150x150 | Cubing | 71.20 ft² | 6.62 m ² |
| | Approx. Weight | 3 357 lbs | 1 523 kg |
| | Number of rows | 7 | |
| | Coverage per row | 10.17 ft ² | 0.95 m ² |
| | Linear coverage per row | 20.67 lin. ft | 6.30 lin. m |

| Unit dimensions | in | mm | Units/pallet |
|-----------------|--------|-------|--------------|
| | Height | 3 7/8 | |
| Width | 5 7/8 | 150 | |
| Length | 5 7/8 | 150 | |




01 | Linear pattern

100% - 150x150



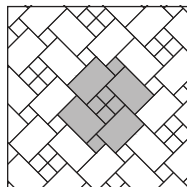
02 | Linear pattern

100% - 150x150



24 | Modular pattern


80% - 450x300 | 20% - 150x150



Patterns are for design inspiration only. The installer is responsible to calculate & purchase the correct amount of material.


Chestnut Brown

HD² Polished




Beige Cream

HD² Polished




Greyed Nickel

HD² Polished




Shale Grey


HD² Polished



Onyx Black

HD² Polished







INDUSTRIA 200 SERIES

DESCRIPTION: Paver TEXTURE: HD² Polished

PALLET OVERVIEW - 200x200



PALLET OVERVIEW - 200x400



NOTES

See page 60 to 62 for more technical information.

See page 29 for more information about applications.

All 200 Series items are on order only.
Minimum order required: 2,000 sq. ft.
Deposit required

| Specifications per pallet | | Imperial | Metric |
|---------------------------|-------------------------|-----------------------------|---------------------|
| 200x200 | Cubing | 60.28 ft² | 5.60 m ² |
| | Approx. Weight | 2 848 lbs | 1 292 kg |
| | Number of rows | 7 | |
| | Coverage per row | 8.61 ft ² | 0.80 m ² |
| | Linear coverage per row | 13.12 lin. ft | 4 lin. m |

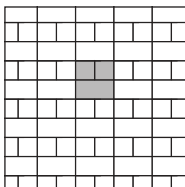
| Unit dimensions | | in | mm | Units/pallet |
|-----------------|--------|-------|-----|--------------|
| | Height | 3 7/8 | 98 | 140 units |
| | Width | 7 7/8 | 200 | |
| | Length | 7 7/8 | 200 | |

| Specifications per pallet | | Imperial | Metric |
|---------------------------|-------------------------|--|----------------------|
| 200x400 | Cubing | 60.28 ft² | 5.60 m ² |
| | Approx. Weight | 2 848 lbs | 1 292 kg |
| | Number of rows | 7 | |
| | Coverage per row | 8.61 ft ² | 0.80 m ² |
| | Linear coverage per row | Depth 6.56 lin. ft Length 13.12 lin. ft | 2 lin. m 4 lin. m |

| Unit dimensions | | in | mm | Units/pallet |
|-----------------|--------|--------|-----|--------------|
| | Height | 3 7/8 | 98 | 70 units |
| | Width | 7 7/8 | 200 | |
| | Length | 15 3/4 | 400 | |

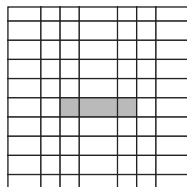
05 | Linear pattern

50% - 200x200 | 50% - 200x400




06 | Linear pattern

60% - 200x200 | 40% - 200x400



Patterns are for design inspiration only. The installer is responsible to calculate & purchase the correct amount of material.

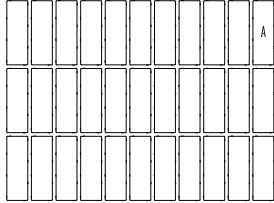





INDUSTRIA 300 SERIES

DESCRIPTION: Paver TEXTURE: HD² Polished

PALLET OVERVIEW - 300x100



PALLET OVERVIEW - 300x150



NOTES

See page 60 to 62 for more technical information.

See page 29 for more information about applications.

300 Series HD² Polished and HD² Granitex are made-to-order, minimum order of 500 sq. ft. Deposit required. HD² Smooth is in stock with shorter lead times.

| Specifications per pallet | | Imperial | Metric |
|---------------------------|-------------------------|---|----------------------------|
| 300x100 | Cubing | 74.59 ft² | 6.93 m ² |
| | Approx. Weight | 3 412 lbs | 1 548 kg |
| | Number of rows | 7 | |
| | Coverage per row | 10.66 ft ² | 0.99 m ² |
| | Linear coverage per row | Depth 32.48 lin. ft Length 10.83 lin. ft | 9.90 lin. m 3.30 lin. m |

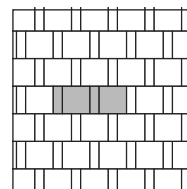
| Unit dimensions | | in | mm | Units/pallet |
|-----------------|--------|----------|-----|--------------|
| | Height | 3 7/8 | 98 | 231 units |
| | Width | 11 13/16 | 300 | |
| | Length | 3 15/16 | 100 | |

| Specifications per pallet | | Imperial | Metric |
|---------------------------|-------------------------|---|----------------------------|
| 300x150 | Cubing | 71.20 ft² | 6.62 m ² |
| | Approx. Weight | 3 288 lbs | 1 491 kg |
| | Number of rows | 7 | |
| | Coverage per row | 10.17 ft ² | 0.95 m ² |
| | Linear coverage per row | Depth 20.67 lin. ft Length 10.33 lin. ft | 6.30 lin. m 3.15 lin. m |

| Unit dimensions | | in | mm | Units/pallet |
|-----------------|--------|----------|-----|--------------|
| | Height | 3 7/8 | 98 | 147 units |
| | Width | 11 13/16 | 300 | |
| | Length | 5 7/8 | 150 | |

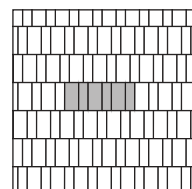
09 | Linear pattern

75% - 300x300 | 25% - 300x100




10 | Linear pattern

60% - 300x150 | 40% - 300x100



Patterns are for design inspiration only. The installer is responsible to calculate & purchase the correct amount of material.

Chestnut Brown HD² Polished Beige Cream HD² Polished Greyed Nickel HD² Polished Shale Grey HD² Polished Onyx Black HD² Polished






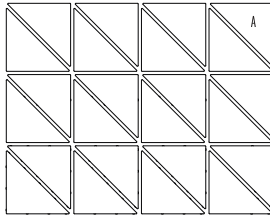
INDUSTRIA 300 SERIES

DESCRIPTION: Paver TEXTURE: HD² Polished

PALLET OVERVIEW - 300x300



PALLET OVERVIEW - TRIANGLE



NOTES

See page 60 to 62 for more technical information.

See page 29 for more information about applications.

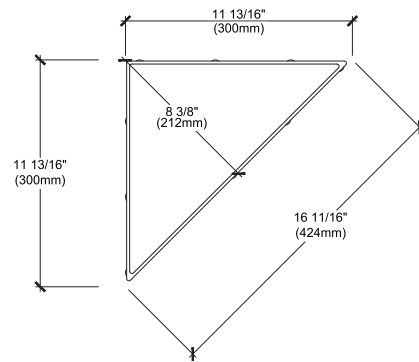
300 Series HD² Polished and HD² Granitex are made-to-order, minimum order of 500 sq. ft. Deposit required. HD² Smooth is in stock with shorter lead times.

| Specifications per pallet | | Imperial | Metric |
|---------------------------|-------------------------|-----------------------------|---------------------|
| 300x300 | Cubing | 81.38 ft² | 7.56 m ² |
| | Approx. Weight | 3 725 lbs | 1 690 kg |
| | Number of rows | 7 | |
| | Coverage per row | 11.63 ft ² | 1.08 m ² |
| | Linear coverage per row | 11.81 lin. ft | 3.60 lin. m |

| Unit dimensions | | in | mm | Units/pallet |
|-----------------|--------|----------|-----|--------------|
| | Height | 3 7/8 | 98 | 84 units |
| | Width | 11 13/16 | 300 | |
| | Length | 11 13/16 | 300 | |


| Specifications per pallet | | Imperial | Metric |
|---------------------------|-------------------------|-----------------------------|---------------------|
| TRIANGLE | Cubing | 81.38 ft² | 7.56 m ² |
| | Approx. Weight | 3 743 lbs | 1 698 kg |
| | Number of rows | 7 | |
| | Coverage per row | 11.63 ft ² | 1.08 m ² |
| | Linear coverage per row | 11.81 lin. ft | 3.60 lin. m |

| Unit dimensions | | in | mm | Units/pallet |
|-----------------|--------|----------|-----|--------------|
| | Height | 3 7/8 | 98 | 168 units |
| | Width | 11 13/16 | 300 | |
| | Length | 11 13/16 | 300 | |



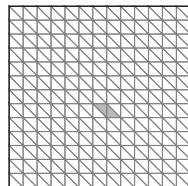
01 | Linear pattern

100% - 300x300




03 | Linear pattern

100% - 300x300



Patterns are for design inspiration only. The installer is responsible to calculate & purchase the correct amount of material.

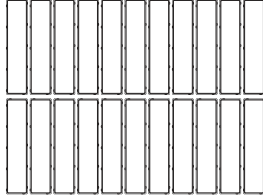




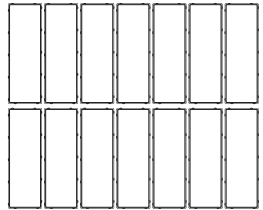
INDUSTRIA 450 SERIES

DESCRIPTION: Paver TEXTURE: HD² Polished

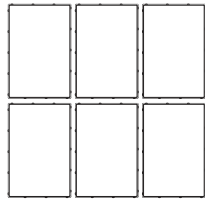
PALLET OVERVIEW - 450X100



PALLET OVERVIEW - 450X150



PALLET OVERVIEW - 450X300



NOTES


See page 60 to 62 for more technical information.

See page 29 for more information about applications.

All 450 Series items are on order only. Minimum order required: 2,000 sq. ft. Deposit required

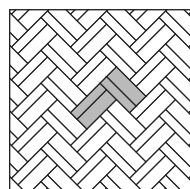
13 | Herringbone pattern

100% · 450x100



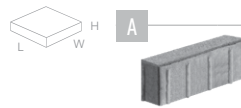
14 | Herringbone pattern

60% · 450x150 | 40% · 450x100



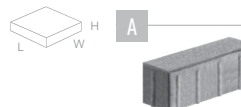
Patterns are for design inspiration only. The installer is responsible to calculate & purchase the correct amount of material.

| Specifications per pallet | | Imperial | Metric |
|---------------------------|------------------|------------------|-------------|
| 450x100 | Cubing | 74.59 ft² | 6.93 m² |
| | Approx. Weight | 3 516 lbs | 1 595 kg |
| | Number of rows | 7 | |
| | Coverage per row | 10.66 ft² | 0.99 m² |
| Linear coverage per row | Depth | 32.48 lin. ft | 9.90 lin. m |
| | Length | 7.22 lin. ft | 2.20 lin. m |



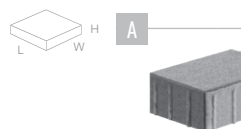
| Unit dimensions | in | mm | Units/pallet |
|-----------------|---------|-----|--------------|
| Height | 3 7/8 | 98 | 154 units |
| Width | 3 15/16 | 100 | |
| Length | 17 1/16 | 450 | |

| Specifications per pallet | | Imperial | Metric |
|---------------------------|------------------|------------------|-------------|
| 450x150 | Cubing | 71.20 ft² | 6.62 m² |
| | Approx. Weight | 3 357 lbs | 1 523 kg |
| | Number of rows | 7 | |
| | Coverage per row | 10.17 ft² | 0.95 m² |
| Linear coverage per row | Depth | 20.67 lin. ft | 6.30 lin. m |
| | Length | 6.89 lin. ft | 2.10 lin. m |




| Unit dimensions | in | mm | Units/pallet |
|-----------------|---------|-----|--------------|
| Height | 3 7/8 | 98 | 98 units |
| Width | 5 7/8 | 150 | |
| Length | 17 1/16 | 450 | |

| Specifications per pallet | | Imperial | Metric |
|---------------------------|------------------|------------------|-------------|
| 450x300 | Cubing | 61.03 ft² | 5.67 m² |
| | Approx. Weight | 2 883 lbs | 1 308 kg |
| | Number of rows | 7 | |
| | Coverage per row | 8.72 ft² | 0.81 m² |
| Linear coverage per row | Depth | 8.86 lin. ft | 2.70 lin. m |
| | Length | 5.91 lin. ft | 1.80 lin. m |



| Unit dimensions | in | mm | Units/pallet |
|-----------------|----------|-----|--------------|
| Height | 3 7/8 | 98 | 42 units |
| Width | 11 13/16 | 300 | |
| Length | 17 1/16 | 450 | |

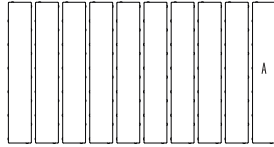




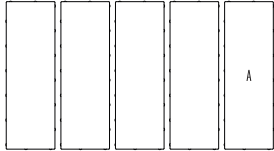
INDUSTRIA 600 SERIES

DESCRIPTION: Paver TEXTURE: HD² Polished

PALLET OVERVIEW - 600x100



PALLET OVERVIEW - 600x200



PALLET OVERVIEW - 600x300



NOTES

See page 60 to 62 for more technical information.

See page 29 for more information about applications.

Industria 600x100, 600x200 and 600x300 are made to order (2,000 sq.ft. min. required). Deposit required.

*For this application, it is recommended that this product be installed on a concrete base as designed by a local Engineer.

| Specifications per pallet | | Imperial | Metric |
|---------------------------|-------------------------|--|----------------------|
| 600x100 | Cubing | 45.21 ft² | 4.20 m² |
| | Approx. Weight | 2 112 lbs | 958 kg |
| | Number of rows | 7 | |
| | Coverage per row | 6.46 ft² | 0.60 m² |
| | Linear coverage per row | Depth 19.69 lin. ft Length 3.28 lin. ft | 6 lin. m 1 lin. m |

| Unit dimensions | | in | mm | Units/pallet |
|-----------------|--------|---------|-----|--------------|
| | Height | 3 7/8 | 98 | 70 units |
| | Width | 23 5/8 | 600 | |
| | Length | 3 15/16 | 100 | |

| Specifications per pallet | | Imperial | Metric |
|---------------------------|-------------------------|---|----------------------|
| 600x200 | Cubing | 45.21 ft² | 4.20 m² |
| | Approx. Weight | 2 145 lbs | 973 kg |
| | Number of rows | 7 | |
| | Coverage per row | 6.46 ft² | 0.60 m² |
| | Linear coverage per row | Depth 9.84 lin. ft Length 3.28 lin. ft | 3 lin. m 1 lin. m |


| Unit dimensions | | in | mm | Units/pallet |
|-----------------|--------|--------|-----|--------------|
| | Height | 3 7/8 | 98 | 35 units |
| | Width | 23 5/8 | 600 | |
| | Length | 7 7/8 | 200 | |

| Specifications per pallet | | Imperial | Metric |
|---------------------------|-------------------------|---|----------------------------|
| 600x300 | Cubing | 54.25 ft² | 5.04 m² |
| | Approx. Weight | 2 567 lbs | 1 164 kg |
| | Number of rows | 7 | |
| | Coverage per row | 7.75 ft² | 0.72 m² |
| | Linear coverage per row | Depth 7.87 lin. ft Length 3.94 lin. ft | 2.40 lin. m 1.20 lin. m |

| Unit dimensions | | in | mm | Units/pallet |
|-----------------|--------|----------|-----|--------------|
| | Height | 3 7/8 | 98 | 28 units |
| | Width | 23 5/8 | 600 | |
| | Length | 11 13/16 | 300 | |

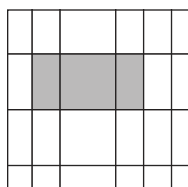
27 | Linear pattern

65% - 600x200 | 35% - 600x100




28 | Linear pattern

50% - 600x300 | 50% - 600x600



Patterns are for design inspiration only. The installer is responsible to calculate & purchase the correct amount of material.





INDUSTRIA 600 SERIES

DESCRIPTION: Paver and Slab **TEXTURE:** HD² Polished

PALLET OVERVIEW - 100x600x600 PAVER



PALLET OVERVIEW - 60x600x600 SLAB



NOTES

100x600x600 PAVER:

See page 60 to 62 for more technical information.

*For this application, it is recommended that this product be installed on a concrete base as designed by a local Engineer.

60x600x600 SLAB:

See page 31 to 34 for more technical information.

See page 29 for more information about applications.

Industria 100x600x600 is made to order (2,000 sq.ft. min. required). Deposit required.

Industria 60x600x600 HD² Granitex and HD² Polished are made to order (500 sq.ft. min. required). Deposit required.

Industria 60x600x600 HD² Smooth is in stock with shorter lead times.

| Specifications per pallet | | Imperial | Metric |
|---------------------------|-------------------------|-----------------------|---------------------|
| PAVER 100x600x600 | Cubing | 54.25 ft ² | 5.04 m ² |
| | Approx. Weight | 2 556 lbs | 1 159 kg |
| | Number of rows | 7 | |
| | Coverage per row | 7.75 ft ² | 0.72 m ² |
| | Linear coverage per row | 3.94 lin. ft | 1.20 lin. m |

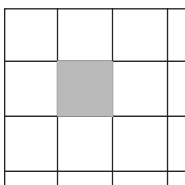
| Unit dimensions | | in | mm | Units/pallet |
|-----------------|--------|--------|-----|--------------|
| | Height | 3 7/8 | 98 | 14 units |
| | Width | 23 5/8 | 600 | |
| | Length | 23 5/8 | 600 | |

| Specifications per pallet | | Imperial | Metric |
|---------------------------|-------------------------|-----------------------|---------------------|
| SLAB 60x600x600 | Cubing | 54.25 ft ² | 5.04 m ² |
| | Approx. Weight | 1 555 lbs | 705 kg |
| | Number of rows | 7 | |
| | Coverage per row | 7.75 ft ² | 0.72 m ² |
| | Linear coverage per row | 3.94 lin. ft | 1.20 lin. m |

| Unit dimensions | | in | mm | Units/pallet |
|-----------------|--------|--------|-----|--------------|
| | Height | 2 5/16 | 58 | 14 units |
| | Width | 23 5/8 | 600 | |
| | Length | 23 5/8 | 600 | |

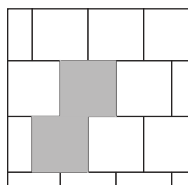
29 | Linear pattern

100% - 600x600




30 | Linear pattern

100% - 600x600



Patterns are for design inspiration only. The installer is responsible to calculate & purchase the correct amount of material.





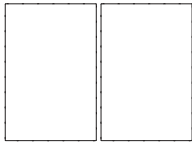
INDUSTRIA 900 SERIES

DESCRIPTION: Paver TEXTURE: HD² Polished


PALLET OVERVIEW - 900x300



PALLET OVERVIEW - 900x600



PALLET OVERVIEW - 900x900



NOTES

See page 60 to 62 for more technical information.

See page 29 for more information about applications.

900 Series HD² Polished and HD² Granitex are made-to-order, minimum order of 500 sq. ft. Deposit required. HD² Smooth is in stock with shorter lead times.

*For this application, it is recommended that this product be installed on a concrete base as designed by a local Engineer.

| Specifications per pallet | | Imperial | Metric |
|---------------------------|------------------|-----------------------------|---------------------|
| 900x300 | Cubing | 81.38 ft² | 7.56 m ² |
| | Approx. Weight | 3 821 lbs | 1 733 kg |
| | Number of rows | 7 | |
| | Coverage per row | 11.63 ft ² | 1.08 m ² |

| Unit dimensions | | in | mm | Units/pallet |
|-----------------|--------|----------------------------------|-----|--------------|
| | Height | 3 ⁷ / ₈ | 98 | 28 units |
| | Width | 35 ⁷ / ₁₆ | 900 | |
| | Length | 11 ¹³ / ₁₆ | 300 | |

| Specifications per pallet | | Imperial | Metric |
|---------------------------|------------------|-----------------------------|---------------------|
| 900x600 | Cubing | 81.38 ft² | 7.56 m ² |
| | Approx. Weight | 3 839 lbs | 1 741 kg |
| | Number of rows | 7 | |
| | Coverage per row | 11.63 ft ² | 1.08 m ² |

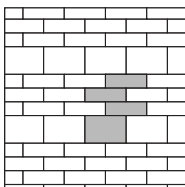
| Unit dimensions | | in | mm | Units/pallet |
|-----------------|--------|---------------------------------|-----|--------------|
| | Height | 3 ⁷ / ₈ | 98 | 14 units |
| | Width | 35 ⁷ / ₁₆ | 900 | |
| | Length | 23 ⁵ / ₈ | 600 | |

| Specifications per pallet | | Imperial | Metric |
|---------------------------|------------------|-----------------------------|---------------------|
| 900x900 | Cubing | 61.00 ft² | 5.67 m ² |
| | Approx. Weight | 2 893 lbs | 1 312 kg |
| | Number of rows | 7 | |
| | Coverage per row | 8.72 ft ² | 0.81 m ² |

| Unit dimensions | | in | mm | Units/pallet |
|-----------------|--------|---------------------------------|-----|--------------|
| | Height | 3 ⁷ / ₈ | 98 | 7 units |
| | Width | 35 ⁷ / ₁₆ | 900 | |
| | Length | 35 ⁷ / ₁₆ | 900 | |

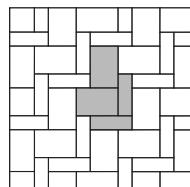
42 | Linear pattern

60% - 900x300 | 40% - 900x600



44 | Herringbone pattern

70% - 900x600 | 30% - 900x300



Patterns are for design inspiration only. The installer is responsible to calculate & purchase the correct amount of material.

