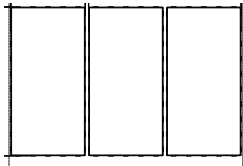




# SLEEK

**DESCRIPTION:** Paver **TEXTURE:** HD<sup>2</sup> Smooth

## PALLET OVERVIEW



### NOTES

See page 60 to 62 for more technical information.

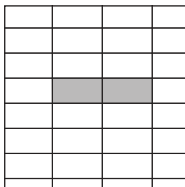
See page 29 for more information about applications.

Specifications per pallet	Imperial	Metric
Cubing	<b>84.59 ft<sup>2</sup></b>	7.86 m <sup>2</sup>
Approx. Weight	3 543 lbs	1 607 kg
Number of rows	8	
Coverage per row	10.57 ft <sup>2</sup>	0.98m <sup>2</sup>
	7.98 ft/row	2.43 m/row
	3.98 ft/row	1.21 m/row

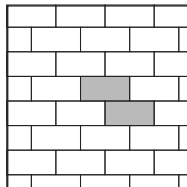


Unit dimensions	in	mm	Units/pallet
Height	3 <sup>9</sup> / <sub>16</sub>	90	24 units
Width	15 <sup>7</sup> / <sub>8</sub>	404	
Length	31 <sup>15</sup> / <sub>16</sub>	811	

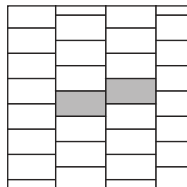
01 | Linear pattern



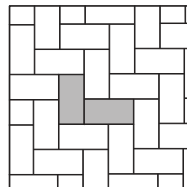
02 | Linear pattern



03 | Linear pattern



04 | Herringbone pattern



Patterns are for design inspiration only. The installer is responsible to calculate & purchase the correct amount of material.

Chestnut Brown




Champlain Grey




Beige Cream



Greyed Nickel



Shale Grey



Onyx Black

